



Support and Career Centre for International
Students and Alumni

Department of
Internationalisation

Moscow
2024

PREPARING FOR THE ARRIVAL AND AN OVERVIEW OF THE FIRST DAYS



Hi and welcome to HSE University!



Maria MAMONOVA

Manager

Support and Career Centre for
International Students and Alumni

istudents.support@hse.ru

Rules of the webinar:

1. Ask your question in the «Questions» section
2. We will post useful links in the chat
3. Don't rush to ask your question, you'll probably get an answer during the webinar!
4. The presentation and the webinar recording will be posted later on the website <https://istudents.hse.ru/en/>.



Contents

Before arrival

[Getting an invitation](#)

[Accommodation options](#)

[Medical certificates](#)

[Moscow transport](#)

[Buddy program](#)

[Financial planning](#)

Upon arrival

[Entering Russia](#)

[Insurance](#)

[Checklist to prepare for arrival](#)

[Announcement of activities](#)

[Finance and currency exchange](#)

[Migration registration](#)

[Phone services and the internet](#)





Support and Career Centre for International
Students and Alumni

Webinar «Preparing for the arrival
and an overview of the first days»

Moscow
2024

PREPARATION FOR ARRIVAL



Invitation processing

Visa-free entry for study by citizens:

- Azerbaijan
- Armenia
- Belarus
- Kazakhstan
- Kyrgyzstan
- Moldova
- Southern Ossetia
- Tajikistan
- Ukraine
- Uzbekistan

МВД России

Электронное приглашение на въезд в Российскую Федерацию
Electronic invitation to enter the Russian Federation

Номер приглашения
Invitation number 777777 2Y11111111 Орган, оформивший приглашение
Invitation issuing authority МВД 1111

Дата и место рождения Date and place of birth	01.01.1994 ИНДИЯ, ДЕЛИ	Пол Sex	МУЖ		
Гражданство Nationality	ИНДИЯ				
Документ, удостоверяющий личность / Passport or other ID					
Номер Number		Дата выдачи Date of issue	01.08.2021		
Категория и вид визы Category and type of visa	ОБЫКНОВЕННАЯ УЧЕБНАЯ [ОУ]	Кратность визы Number of entries	ОДНОКРАТНАЯ [О]		
Въезд с Entry from	01.09.2021	Пробывание по Stay until	29.11.2021	На срок (дней) Duration of stay (days)	0090
Место получения визы Place of visa issuance	ИНДИЯ, ДЕЛИ				
Цель поездки Purpose of entry	УЧЕБА				
Приглашающая сторона Invited by	НИУ ВШЭ, 101000, Г. МОСКВА, УЛ. МЯСНИЦКАЯ, Д. 20				

777777 2Y11111111



1. Citizens of all other countries are required to apply for a **study visa** before coming to Russia.
2. If you don't have a telex number (6 digits) yet, please keep checking your Russia Edu account (only for full-scholarship students). Once you have the number, contact a Russian Embassy/Consulate in your country and apply for a visa.
3. If you have Russian citizenship you have to enter the Russian Federation using a Russian passport; other options are a violation of migration legislation.



Accommodation options in Moscow

HSE dormitories


- For full-scholarship students;
- Migration registration is included.

Alternative accommodation of HSE

- For all categories of students;
- Migration registration is included.

Searching and self-renting of a flat/room

- For all categories of students;
- Make sure that your landlord is ready to provide you a migration registration.





Housing in the dormitory

1 Get a housing referral in the International Applicant Personal Account (3 days before arrival)

2 Prepare obligatory documents for checking in:

- Passport + its copy
- Migration card, visa + copies
- Medical documents (*more details on next slides*)
- Printed housing referral (valid for 10 days only!)
- Previous registration, if you had resided in Russia before

? If you don't manage to settle in on time, write to zaselenie@hse.ru

moving in
starting





Living in alternative accommodation from HSE

1

Check out accommodation options:

- Residential complex «Level Amurskaya»
- Student housing Centre, Student community «Comfort on Varshavka»
- Hotels: «Sevastopol», «Cosmos», «Vals», «Azimut», «Vertical Boutique»
- Apart hotels of the «YE'S» chain
- «Myakinino» Campus

2

Pay for your education contract

3

Book a place via Resident's Personal Account ([instruction](#))

4

Prepare obligatory documents for checking in:

- Passport + its copy
- Migration card
- Medical documents (*more details on next slides*)
- Previous registration, if you have resided in Russia before

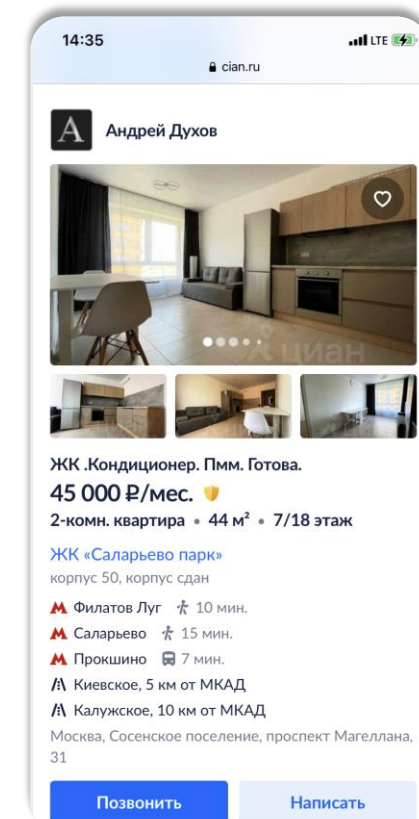


For all booking enquiries, please contact
sho@hse.ru



Searching and self-renting of a flat/room

- 1 Look for housing only on trusted websites, for example, [CIAN](#), [Yandex.Realty](#), [Locals](#), [Etazhi](#)
- 2 Make sure that your landlord is ready to provide you a [migration registration](#), discuss in advance the rental period, costs, etc.
- ? If you need help with the rental agreement (expertise of the agreement, support on the day of entering into the agreement), leave a request in the [Resident's Personal Account](#)





Medical documents to check-in a dormitory or alternative accommodation from HSE

1. A medical certificate in the form «086/y» or the certificate in the form of [Appendix № 8 to «The Rules of residence»](#);
2. Certificate of preventive vaccinations or a certificate of vaccination in any form ([including measles vaccination](#));
3. A medical insurance policy.

All documents must be:

- obtained from a medical institution;
- stamped and signed by a doctor;
- translated into Russian (a notarized translation is required).



Plan your expenses



Notarised copy of your passport

Average cost 1,500 rub. (20\$) – **get it in Russia**



Visa extension

Set aside 2,000 rub. (25\$) for the visa renewal procedure



Mandatory procedures for foreigners

Set aside 7,000 rub. (85\$) for medical examination and fingerprinting procedures



Medical insurance policy

from 4,000 rub. (50\$)



Cash

Bring cash (\$ or €) for at least 3 months of living in Moscow



Plan your expenses



Grocery basket

Average 15,000-25,000 rub./month (~200\$)



Lunch in HSE University

Set lunch – 230 rub. (3\$)
A cup of coffee – 120 rub. (1.5\$)



Transport

Metro fares via the social card is 540 rub./month
(6\$)



Telephone and internet

The average cost is 500 - 1500 rub./month
(6-10\$)



Accommodation

HSE dormitories – up to 2,000 rub./month (25\$)
Alternative housing – from 10,400 rub./month (~120\$)



Entertainment

Concert ticket – from 2,000 rub. (25\$)
Ticket to Tretyakovskaya Gallery – from 500 rub.
(6\$)



Get a Buddy (volunteer student)

- 1 Determine the exact date of your arrival in Moscow
 - 2 [Apply for a buddy](#), giving more details about yourself, your interests, hobbies
- ? For questions about getting a buddy, contact buddy@hse.ru

* Submitting an application does not mean that buddy is automatically assigned. Wait for the confirmation!

What you can ask for:

- Meet at the exit of the terminal [«Aeroexpress»](#) (not in the airport)
- Accompany to the dormitory and help with settling in
- Accompany to the bank office, cell phone shop, polyclinic for medical examination.
- Advice on interesting places and activities in the city, etc.

What you cannot ask for:

- Help at night (9 p.m. to 8 a.m.)
- Become your permanent personal assistant
- Provide financial or other material support



Moscow transport

How to get from the airport to Moscow

Public transport

[Sheremetyevo](#)

[Domodedovo](#)

[Vnukovo](#)

[Zhukovsky](#)

[«Troika» Card](#)

[Metro](#)

[Ground transportation](#)

[Taxi](#)

* Use [official taxi services](#) only. In this case the carrier guarantees safety and quality service. Private taxi services can be unsafe!

**Download [Yandex.Go](#), [Yandex.Maps](#) and [Yandex.Metro](#) Apps in advance





Support and Career Centre for International
Students and Alumni

Webinar «Preparing for the arrival
and an overview of the first days»

Moscow
2024

ARRIVAL AND OVERVIEW OF THE FIRST DAYS



«Б» (Выезд/departure)		Российская Федерация/ Республика Беларусь Russian Federation Republic of Belarus																			
Миграционная карта Migration card	Серия/ Serial	46 19																			
	№	1111111																			
Фамилия/Surname (Family name)	И	В	А	Н	О	В															
Имя/Given name (s)	П	Ё	Т	Р																	
Отчество/Patronymic	В	А	С	И	Л	Ь	Е	В	И	Ч											
Дата рождения/Date of birth	Пол/sex																				
Муж./male	<input checked="" type="checkbox"/>		Жен./Female		<input type="checkbox"/>																
День/Day	Месяц/ month	Год/ Year	Гражданство/Nationality																		
0	1	0	1	1	9	9	4	К	А	З	А	Х	С	Т	А	Н					
Документ, удостоверяющий личность/passport or other ID		Номер визы/Visa number:																			
A Q 1 1 1 1 1 1 1 1																					
Цель визита (указать подчеркнутый) Purpose of travel (to be underlined): Служебный/Official, Туризм/Tourism, Коммерческий/Business, <u>Учёба/Education</u> , Работа/Employment, Частный/Private, Транзит/Transit		Сведения о приглашающей стороне (наименование юридического лица, фамилия, имя (отчество) физического лица), населенный пункт/ Name of host person or company, locality: <u>НИУ ВШЭ</u>																			
Срок пребывания/Duration of stay:		Подпись/Signature																			
С/From: 01.09.2019		До/To: 29.11.2019																			
Служебные отметки/for official use only																					
Въезд в Российскую Федерацию/ Республику Беларусь/ Date of arrival in the Russian Federation/ Republic of Belarus										Въезд в Российскую Федерацию/ Республику Беларусь/ Date of arrival in the Russian Federation/ Republic of Belarus											

Entering Russia and crossing the border

- 1 Get your migration card at the border control and check carefully that the data you have entered is correct. If you find errors, ask the officer to reissue your migration card.

 - For air travel, get a completed card at border control;
 - If crossing the border by land – fill it in yourself.
- ! If you transit through Belarus, remember to ask the border guards for a migration card when you enter Belarus.
- ! All your documents (for migration procedures) must correspond to the document you present when entering Russia (passport/ID).

[Detailed entry procedure](#)



The purpose of the visit's «**STUDY**» only

Migration registration

- Issued free of charge only at the place of stay.
- Apply for a migration registration day after arrival in Russia.

Required documents:

- Passport
- Migration card
- Study certificate (if needed request in the [Student Service Centre](#))
- Registration application form issued by HSE university (if needed ask in the [Visa and Registration Centre](#) if requested)



Fake migration registration is subject to a fine of up to 7,000 rub.,
expulsion from Russia and a ban on entry for up to 5 years.

Страница 1

Настоящим подтверждается, что

Фамилия С И Н
Имя С И Н Г Х
Отчество (при их наличии)
Гражданство, подданство И Н Д И Я
Дата рождения: число 0 1 месяц 0 1 год 1 9 9 4 Пол: мужской женский
Место рождения: И Н Д И Я
государство Д Е Л И
город или другой населенный пункт
Документ, удостоверяющий личность:
вид П А С П О Р Т серия А С № 1 1 1 1 1 1 1
Дата выдачи: число 0 1 месяц 0 2 год 2 0 1 8 Срок действия до: число 0 1 месяц 0 2 год 2 0 2 8
(заполняется в случае ограничения срока действия документа)
в установленном порядке уведомил о прибытии в место пребывания по адресу:
Область, край, республика, автономный округ (область)
Район
Город или другой населенный пункт М О С К В А
Улица М О С К О В С К А Я
ДОМ 5 0 Корпус Строение
Дом, участок, владение и иное (заполнить согласно документу, подтверждающему право собственности)
КВАРТИРА 1 0 2 3
Квартира, комната, офис и иное (заполнить согласно документу, подтверждающему право собственности)
Заявленный срок пребывания до: число 2 9 месяц 1 1 год 2 0 2 1
ОТРЫВНАЯ ЧАСТЬ БЛАНКА УВЕДОМЛЕНИЯ О ПРИБЫТИИ ИНОСТРАННОГО ГРАЖДАНИНА
ИЛИ ЛИЦА БЕЗ ГРАЖДАНСТВА В МЕСТО ПРЕБЫВАНИЯ



Migration registration

I will be staying in a dormitory or hotel



I will rent a flat or a room





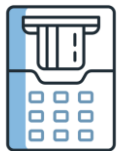
Finance and currency exchange



Take cash for at least 3-month stay in Russia in USD or EUR.



Currency in USD or EUR can be exchanged for rubles at airports or exchange offices in the city.



Choose the official [exchange offices](#).

If you wish you can apply for a Russian bank card (Sber, VTB, Alfa Bank, T-Bank).



Check which banks in your country can make transfers to Russian banks.



Mobile communications and the Internet

1

Choose your operator and tariff

- [MTS](#)
- [Beeline](#)
- [MegaFon](#)
- [Tele2](#)
- [Yota](#)
- [T-mobile](#)

2

Visit a cell phone shop or order a SIM card online

Don't forget your passport and notarized passport translation!

3

Check your access to the network

- In the University buildings
- In the dormitories

Cost

from 500 to 1500 rub./month
(6-10\$)

Wifi: HSE.Guest

login: hseguest
password: hsepassword



Health insurance policy



Foreign citizens are required to have valid health insurance for the entire period of their stay in Russia.



You need insurance to enter Russia and get into a dormitory or alternative accommodation.



Take care of your health in advance - insurance makes it possible to go to a medical institution in Russia.

**Choose an
insurance
program**





Checklist to prepare for arrival

[Step 1: Planning your arrival](#) ⌵

[Step 2: Obtaining a Russian visa \(Only for citizens of countries who require a Russian visa to enter Russia\)](#) ⌵

[Step 3: Accommodation in Russia](#) ⌵

[Step 4: Medical insurance and certificates](#) ⌵

[Step 5: Financial expenses](#) ⌵

[Step 6: Arrival](#) ⌵

[Step 7: Contacts](#) ⌵

[Step 8: What to bring](#) ⌵

*Don't forget to bring the original educational documents with you

**Buy warm clothes or plan a budget on it

[Open a check-list](#)





Information for underage students

You can undergo obligatory procedures (fingerprinting and photographing) only:

- with one of your parents (he/she must come to Russia with you);
- or with an authorized representative (it is required an original notarized power of attorney from the parents, executed by a notary in Russia).





*Information about RVPO/residence permit obtained in other regions of the Russian Federation

- If you have a temporary residence permit (RVP) / temporary residence permit for education (RVPO) issued in another region of Russia you will need to change the region to Moscow. Violation of this rule threatens administrative responsibility up to cancellation of the residence permit and expulsion of the foreigner from the country.
- If you have a residence permit (VNZh) issued in another region of Russia, you can study in Moscow. In this case you will need to get a migration registration in Moscow.



*In case you have RVPO/RVP/residence permit please send its copy to isdocuments@hse.ru or upload to HSE AppX.



Orientation activities (obligatory to participate)

**28
Aug**

- **Orientation session**
- Presentations of student clubs
- Tour around Pokrovka Campus

**30
Aug**

- **«Cultural shock» seminar**
- Library tour
- Tour around Moscow





How to prepare for the offline orientation day

1 Take originals of these documents with you:

- Passport/ID,
- Migration card,
- Migration registration slip (if available),
- Residence permit/RVP/RVPO (if available).

2 Get acquainted with the Migration support rules for international students

To get a pass to the university, you will need to study the rules for international students developed by the HSE University and sign the Acknowledgement paper. Read the rules in advance.





Test yourself

1. Which documents do you need to legally stay in Russia?



Test yourself

1. Which documents do you need to legally stay in Russia?

- Passport + Visa (if needed)
- Migration card with the purpose of visit "Study"
- Migration registration
- Fingerprinting and photographing green card
- Voluntary Health Insurance



Test yourself

2. When and where should you get your migration registration?



Test yourself

2. When and where should you get your migration registration?

- At the place of your residence (dormitory, hostel, rented flat) in the first days after arrival in Russia.



Test yourself

3. What medical certificates do you need to bring from home?



Test yourself

3. What medical certificates do you need to bring from home?

- Vaccination certificate with a note on measles vaccination,
- Certificate in the form of Annex No. 8 template,
- A doctor's statement if you have chronic diseases that require constant monitoring or prescription medication,
- Voluntary health insurance.



Team of the Support and Career Centre for International Students and Alumni



Zhanna Sorokina

Director



Vitaly Sochnov

Deputy director



Maria Mamonova

Manager



Valeriia Iuzyshina

Manager



Contacts of the Support and Career Centre for International Students and Alumni



Moscow, Pokrovsky blrd 11, off.
D626




+7 (495) 772 95 90 (ext. 27661)



istudents.support@hse.ru



www.istudents.hse.ru



[Follow us on social media](#)





Contacts of the Visa and Registration Centre



Moscow, Pokrovsky Bulvar 11, room D006

Call for documents: Student Service Centre,
2:00 - 6:00 p.m. (Pokrovsky Bulvar 11, entrance № 5)



+7 (495) 772 95 90 (ext. 27687)



Visa-registration@hse.ru




www.ivisa.hse.ru





Helpful resources





Feedback

