



Support and Career Centre for International Students  
and Alumni

Department of  
internationalisation

Moscow  
2023

# **ORIENTATION SESSION- 2023**



# Hi, welcome to HSE University!



**Vitaly Sochnov**

Deputy director

Support and Career Centre for  
International Students and Alumni

[istudents.support@hse.ru](mailto:istudents.support@hse.ru)



Visa and Registration Centre

Department of  
Internationalisation

Moscow  
2023

# **VISA AND MIGRATION ISSUES**



# Invitation processing

## Visa-free entry for study by citizens:

- Abkhazia
- Azerbaijan
- Armenia
- Belarus
- Kazakhstan
- Kyrgyzstan
- Moldova
- Southern Ossetia
- Tajikistan
- Ukraine
- Uzbekistan



Citizens of all other countries are required to apply for a **study visa** before coming to Russia.

МВД России

Электронное приглашение на въезд в Российскую Федерацию  
Electronic invitation to enter the Russian Federation

Номер приглашения  
Invitation number **777777 2Y11111111** Орган, оформивший приглашение  
Invitation issuing authority **МВД 1111**

Дата и место рождения Date and place of birth	01.01.1994 ИНДИЯ, ДЕЛИ		Пол Sex	МУЖ	
Гражданство Nationality	ИНДИЯ				
Документ, удостоверяющий личность / Passport or other ID					
Номер Number			Дата выдачи Date of issue	01.08.2021	
Категория и вид визы Category and type of visa	ОБЫКНОВЕННАЯ УЧЕБНАЯ [OU]		Кратность визы Number of entries	ОДНОКРАТНАЯ [O]	
Въезд с Entry from	01.09.2021	Пребывание по Stay until	29.11.2021	На срок (дней) Duration of stay (days)	0090
Место получения визы Place of visa issuance	ИНДИЯ, ДЕЛИ				
Цель поездки Purpose of entry	УЧЕБА				
Приглашающая сторона Invited by	НИУ ВШЭ, 101000, Г. МОСКВА, УЛ. МЯСНИЦКАЯ, Д. 20				

  
777777 2Y11111111



«Б» (Выезд/departure)			
Российская Федерация/ Республика Беларусь Russian Federation Republic of Belarus			
Миграционная карта Migration card	Серия/ Serial <b>46 19</b> № <b>1111111</b>		
Фамилия/Surname (Family name)	<b>И В А Н О В</b>		
Имя/Given name (s)	<b>П Ё Т Р</b>		
Отчество/Patronymic	<b>В А С И Л Ь Е В И Ч</b>		
Дата рождения/Date of birth	Пол/sex Муж./male <input checked="" type="checkbox"/> Жен./Female <input type="checkbox"/>		
День/ Day	Месяц/ month	Год/ Year	Гражданство/Nationality
<b>0 1</b>	<b>0 1</b>	<b>1 9 9 4</b>	<b>К А З А Х С Т А Н</b>
Документ, удостоверяющий личность/passport or other ID	Номер визы/Visa number:		
<b>A Q 1 1 1 1 1 1</b>			
Цель визита (указание подчеркнуть) Purpose of travel (to be underlined): Служебный/Official, Туризм/Tourism, Коммерческий/Business, <u>Учёба/Education</u> , Работа/Employment, Частный/Private, Транзит/Transit	Сведения о приглашающей стороне (наименование юридического лица, фамилия, имя (отчество) физического лица), населенный пункт/ Name of host person or company, locality: <b>НИУ ВШЭ</b>		
Срок пребывания/Duration of stay: С/From: <b>01.09.2019</b> До/To: <b>29.11.2019</b>	Подпись/Signature		
Служебные отметки/for official use only			
Въезд в Российскую Федерацию/ Республику Беларусь/ Date of arrival in the Russian Federation/ Republic of Belarus	Въезд в Российскую Федерацию/ Республику Беларусь/ Date of arrival in the Russian Federation/ Republic of Belarus		

## Entering Russia and crossing the border

- 1 Get your migration card at the border control and check carefully that the data you have entered is correct.
  - For air travel, get a completed card at border control;
  - If crossing the border by land – fill it in yourself.
- ! If you transit through Belarus, remember to ask the border guards for a migration card when you enter Belarus.

[Detailed entry procedure](#)

The purpose of the visit is **STUDY** only







## Migration registration

I will be staying in a dormitory or hotel



I will rent a flat or a room





# Migration documents



Passport

"Б" (Выезд/Departure)

Российская Федерация/ Russian Federation Республика Беларусь/ Republic of Belarus

Миграционная карта / Migration Card

Серия/ Serial: 40 12  
№: 305784

Фамилия/Surname (Family name): А К Н Е Д О В  
Имя (Given names): О Й В Е К

Паспорт ID: AA21417

Цель визита (нужно подчеркнуть): Служебный/Official, Туризм/Tourism, Коммерческий/Business, Учеба/Education, Работа/Employment, Частный/Private, Транзит/Transit

Срок пребывания/Duration of stay: 10.11.2013 - 07.02.2014

Подпись/Signature: [Blank]

Служебное использование/For official use only

Въезд в Российскую Федерацию/ Республику Беларусь/ Date of arrival in the Russian Federation/Republic of Belarus: Пулково

Выезд из Российской Федерации/ Республики Беларусь/ Date of departure from the Russian Federation/Republic of Belarus: 267

Migration card

УВЕДОМЛЕНИЕ О ПРИВЪЕЗДЕ ИНОСТРАННОГО ГРАЖДАНИНА ИЛИ ЛИЦА БЕЗ ГРАЖДАНСТВА В МЕСТО ПРЕБЫВАНИЯ

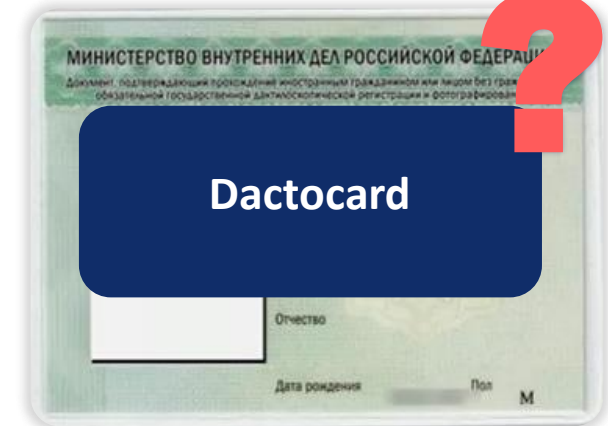
1. СВЕДЕНИЯ О ЛИЦЕ, ПОДЛЕЖАЩЕМ ПОСТАВКЕ НА УЧЕТ ПО МЕСТУ ПРЕБЫВАНИЯ

Фамилия [Grid]  
Имя [Grid]  
Отчество (при наличии) [Grid]  
Гражданство, подданство [Grid]  
Дата рождения: число [Grid] месяц [Grid] год [Grid] Пол: мужской [ ] женский [ ]  
Место рождения: государство [Grid] город или другой населенный пункт [Grid]  
вн [Grid]  
члн [Grid]  
Вед и реквизиты [Grid]  
Дата [Grid]  
серия [Grid]  
Дата выезда: число [Grid] месяц [Grid] год [Grid] Срок действия до: число [Grid] месяц [Grid] год [Grid]  
Сотрудник в случае ограничения срока действия документа [ ]  
Цель въезда: служебная [ ] туризм [ ] учеба [ ] работа [ ] частная [ ] транзит [ ] гуманитарная [ ] иная [ ] Телефон (при наличии) [Grid]  
Профессия [Grid]  
Дата выезда: число [Grid] месяц [Grid] год [Grid] Срок пребывания до: число [Grid] месяц [Grid] год [Grid]  
Миграционная карта: серия [Grid] № [Grid]  
Сведения о [Grid]

Registration slip



Visa



Dactocard





## Obligatory procedures for foreigners

We recommend that you undergo the procedures during the first **30 days** after arrival:

### Medical examination

**5 900 rub.** Polyclinics No3



### fingerprinting and photographing

**free of charge** at a MVD office at the place of residence

or **1100 rub.** In IMC on Bakhrushina, 18

### Both at one Center

*suitable for RVPO*

about **6 500 py6.**

In Sakharovo Migration Centre

Minor students undergo procedures accompanied by their parents (medical examination at the Children's City Polyclinic (list on clinics on [ivisa.hse.ru](http://ivisa.hse.ru)), fingerprinting at the IMC at Bakhrushina, 18 or at the Ministry of Internal Affairs (MVD) at the place of residence).



Failure to pass may result in reduction of stay, deportation from the Russian Federation and ban on further entry for 5 years.



If you want to get a Temporary Residence Permit for Education (RVPO), then go through the mandatory procedures at the Sakharovo Migration Centre. Details on the website [ivisa.hse.ru](http://ivisa.hse.ru).

read more on [ivisa.hse.ru](http://ivisa.hse.ru)



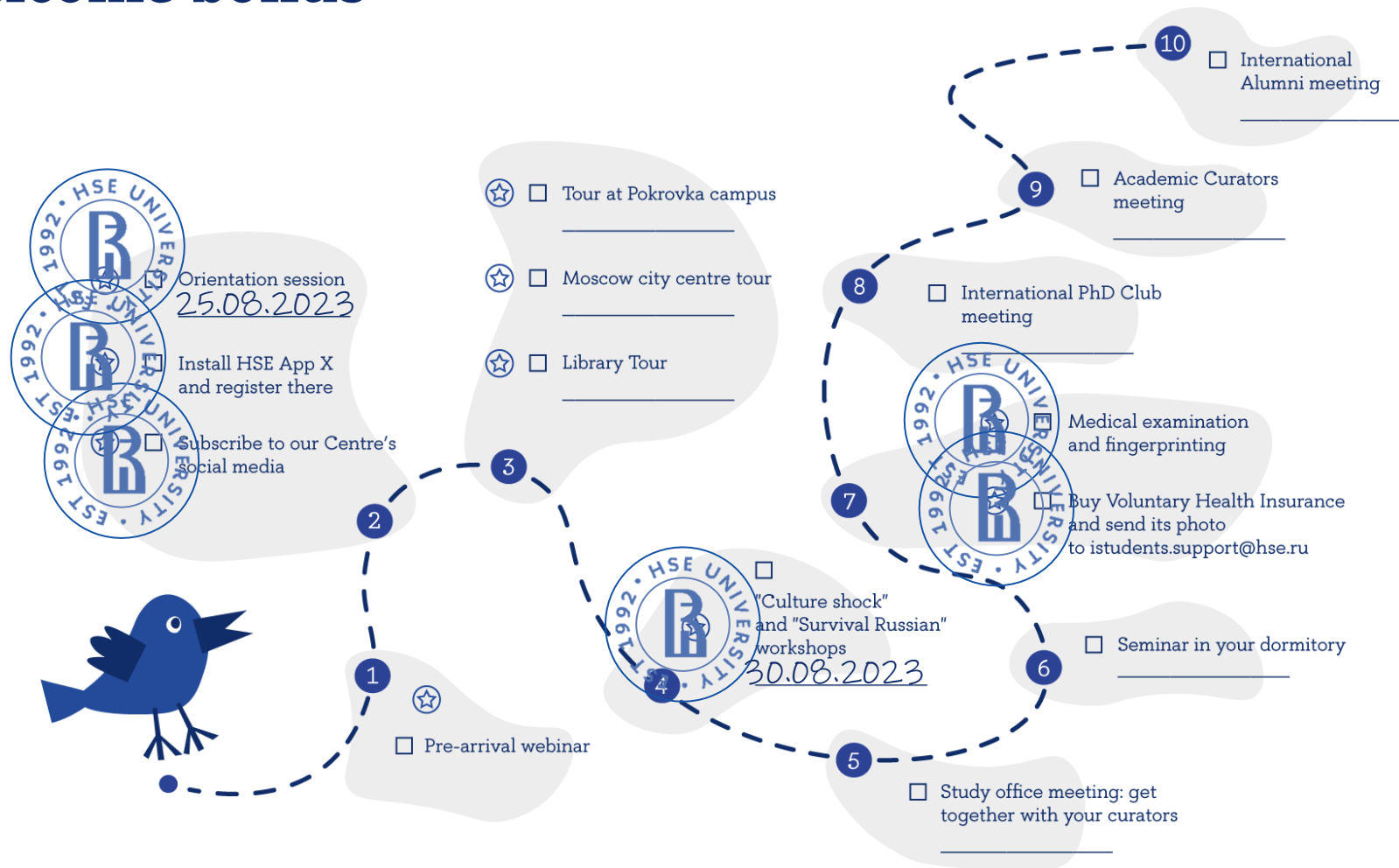
## Information for underage students

- 1 You can only go through the mandatory procedures (fingerprinting and photographing) in the presence of your parents. They should plan a trip to Moscow.
- 2 Ask your parents to give you a written consent to the conclusion of a tenancy agreement if you live in a dormitory.





# Welcome bonus



## Reward:

6 stamps – cup

7 stamps– t-shirt

Dactocard – shopper bag



# HSE App X

## Features:

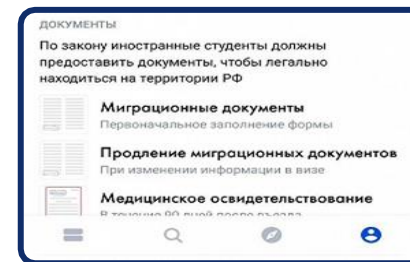
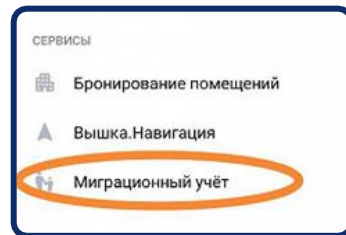
- information on navigation and available rooms on campus;
- notifications for migration deadlines;
- news on current migration requirements in the Russian Federation;
- study and extracurricular schedule.

Get an email @edu.hse.ru  
(login)



Install HSE App X

Open «Migration  
registration»



Take photos of  
documents and upload  
them

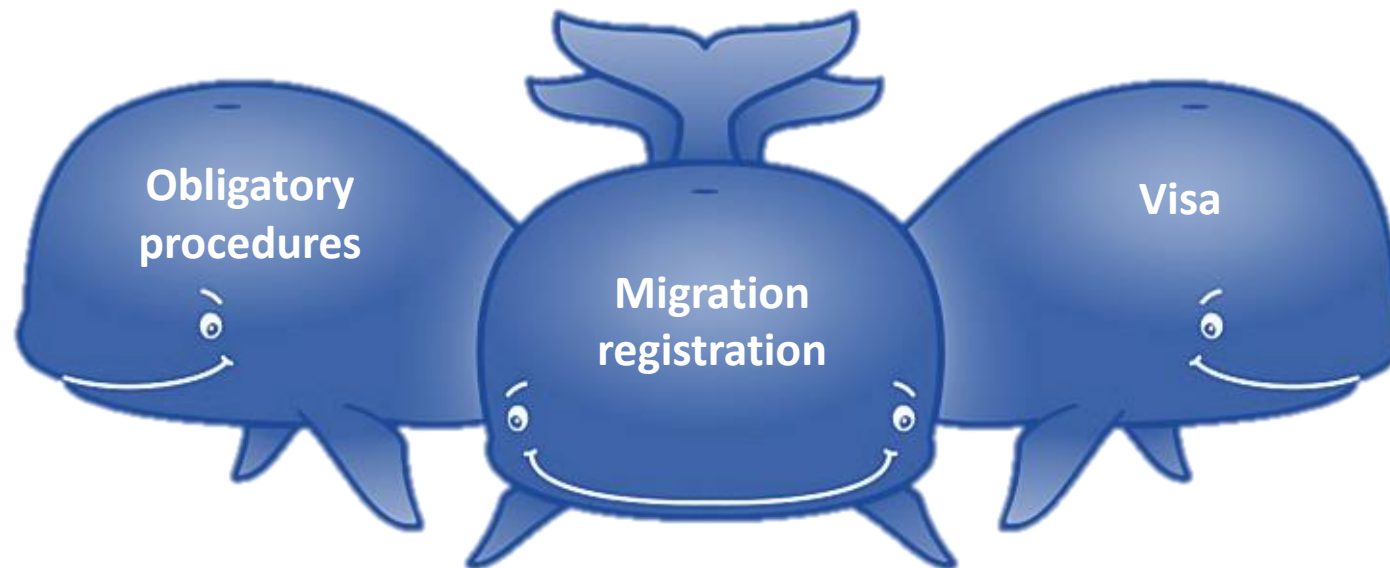


Get a stamp



## Extension of the documents

### Legal stay in Russia





# Extension of the documents: deadlines

## OBLIGATORY PROCEDURES

- It is better to undergo the procedures in **the first 30 days** after arrival (the general deadline is 90 days after arrival).
- It takes about a week to complete the procedures.
- As a result, you will receive a dactocard (green plastic document). Fingerprinting and photographing should be done once, medical examination - annually.

## MIGRATION REGISTRATION

- There are 3 working days after arrival for registration. It is better to do it the day after arrival.
- Annual **renewal** not earlier than 3 months and **not later than 25 working days** (i.e. 5 weeks) before the expiry date of migration registration.
- If you receive a new passport, you have 7 working days to submit documents for re-registration.

## VISA

- Annual renewal not earlier than 3 months and **not later than 45 days before the end of the visa**. Documents will be accepted at the Student Service Centre.
- If you have a new passport, you have 7 working days to apply for visa transfer.

## + MIGRATION CARD (extension may be useful)

- You may need an extension for the bank, employment, etc.
- You can extend it through a passport officer, if you live in a hostel, or at a territorial body of the Ministry of Internal Affairs.(MVD).



## Travelling in Russia

I will be staying in a hotel/hostel



Moscow



Get a migration registration via an administrator



Moscow



1 день



Get a NEW migration registration at your place of residence



HSE App X

I will be staying in a private flat for **more than 7 days**



Moscow



Get a migration registration via the flat's owner



Moscow



1 day



Get a NEW migration registration at your place of residence



HSE App X

I will be staying in a private flat for **less than 7 days**



Moscow



You DON'T have to get a migration registration



Moscow



You DON'T have to renew a migration registration



## Contacts of Visa and Registration Centre



Moscow, Pokrovsky Bulvar 11, office D006



+7 (495) 772 95 90 \* 27687



[Visa-registration@hse.ru](mailto:Visa-registration@hse.ru)



[www.ivisa.hse.ru](http://www.ivisa.hse.ru)







Support and Career Centre for International Students  
and Alumni

Department of  
internationalisation

Moscow  
2023

# Life in Moscow






# Accommodation options in Moscow

## Dormitories

- For quota students;
- Migration registration is included.

## Alternative accommodation of HSE

- For all categories of students;
- Migration registration is included.





## Housing in the dormitory

1

Get a housing referral in the International Applicant Personal Account  
3 days before arrival

2

Prepare [obligatory documents](#) for checking in:

- Passport + its copy
- Migration card
- Medical insurance policy
- Medical certificate + certificate of vaccinations
- Printed housing referral ([valid for 10 days only!](#))
- Previous registration, if you have resided in Russia before

\* For underage: written parental consent to enter into a tenancy agreement (by hand, signed)

?

If you don't manage to settle in on time, write to [zaselenie@hse.ru](mailto:zaselenie@hse.ru)



## Living in alternative accommodation from HSE

1

Check out accommodation options:

- Student housing Centre
- The Sevastopol hotel
- Residential complex «Level Amurskaya»

2

Pay for your education contract

3

Book a place via Resident's Personal Account ([instruction](#))

4

Prepare obligatory documents for checking in:

- Passport + its copy
- Migration card
- Medical insurance policy
- Previous registration, if you have resided in Russia before
- Medical certificate + certificate of vaccinations



For all booking enquiries, please contact  
[sho@hse.ru](mailto:sho@hse.ru)



# Self-renting of a flat/room

1

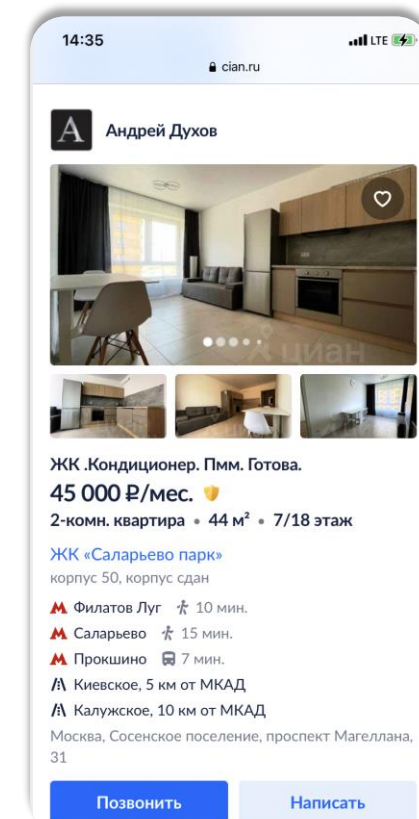
Look for housing only on trusted websites, for example, [CIAN](#), [Yandex.Realty](#)

2

Make sure that your landlord is ready to provide you a [migration registration](#), discuss in advance the rental period, costs, etc.

?

If you need help with the rental agreement (expertise of the agreement, support on the day of entering into the agreement), leave a request in the [Resident's Personal Account](#)





# Medical certificates

For the dorm

## Health certificate (template - [Appendix 8](#)):

- Conclusion on your health state based on results of Hepatitis B, HIV testing, X-ray examination

For the dorm

## Vaccination certificate or its copy

- Including measles

## A prescription from your doctor if you take certain medicines

### All certificates and prescriptions must be

- obtained from a medical institution;
- stamped and signed by a doctor;
- translated into Russian (a notarised translation is required).



## Get a Buddy (volunteer student)

1 Determine the exact date of your arrival in Moscow

2 [Apply for a buddy](#), giving more details about yourself, your interests, hobbies

? For questions about getting a buddy, contact [buddy@hse.ru](mailto:buddy@hse.ru)



\* Submitting an application does not mean that buddy is automatically assigned. Wait for the confirmation!

### What you can ask for:

- Meet at the exit of the terminal [«Aeroexpress»](#) (not in the airport)
- Accompany to the dormitory and help with settling in
- Accompany to the bank office, cell phone shop, polyclinic for medical examination.
- Advice on interesting places and activities in the city, etc.

### What you cannot ask for:

- Help at night (9pm to 8am)
- Become your permanent personal assistant
- Provide financial or other material support



# Moscow transport

## How to get from the airport to Moscow

[Sheremetyevo](#)

[Domodedovo](#)

[Vnukovo](#)

[Zhukovsky](#)

## Public transport

[«Troika» Card](#)

[Metro](#)

[Ground transportation](#)

[Taxi](#)







# Documents of the student

## Migration

- ✓ Passport
- ✓ Migration card
- ✓ Registration slip
- ✓ Dactocard (green plastic card confirming that you've undergone the obligatory procedures of medical examination, fingerprinting and photographing)

## Others

- ✓ Student ID
- ✓ Electronic ID Badge
- ✓ Scholarship Bank Card
- ✓ Voluntary Medical Insurance
- ✓ Moscow Social Card
- ✓ Library Card



# Student documents



## Student ID

- To be issued at the study office
- If you have lost it, please contact the [Student Service Centre](#) for a duplicate copy.



## Electronic ID Badge

- Can be issued at the [Pass Issuing Centre](#) (bring your student ID with you)
- Valid in all buildings of HSE



## Scholarship card

- Receive scholarships and other benefits from HSE on your card
- Contact the Office of Accounting for an application form



### Prepare:

- Scan of the migration registration
- Scan of notarised translation of passport



[More information  
about the card](#)



## Library card



- The HSE Library has more than 600,000 copies of printed books and more than 50 databases for electronic subscription.
- Register online after receiving your student ID card.



[More about the  
work of libraries](#)



## Social Moscow card



[Instructions for  
issuing the card](#)

1

Form SNILS in person at the nearest branch of the Пенсионный Фонд России / Pension Fund of Russia or МФЦ «Мои документы / "My documents";

2

From August 31, check if you are included in the register of students;

3

Register on [www.mos.ru](http://www.mos.ru) and apply for a card online.

!

**Production time – up to 30 days**

!!

While your card is in production, you can get a Temporary unified social card (also through your personal account on [www.mos.ru](http://www.mos.ru)).



## Moscow metro



- Open daily from 05:30 to 01:00;
- Discounts for travelling with a social card - 470 rub/month for metro;
- Until you have a social card, use «Troika» or Temporary unified social card.



Яндекс Метро —  
Москва с МЦД  
Intertech Services AG и ма...

ОТКРЫТЬ



Метро Москвы —  
МЦД и МЦК  
Маршруты по метро и гор...

ЗАГРУЗИТЬ



[More details about  
tariffs](#)





## Ground transport

- Open daily from 05:00 till late night;
- Use a Troika card or the Temporary unified social card until you get a social card;
- Timetable is available at [www.transport.mos.ru](http://www.transport.mos.ru).



[More information  
here](#)





## Taxi

- Use only official taxi services;
- In an emergency, call the police for help at 112.



**Яндекс Go: такси  
и доставка**

Intertech Services AG

ЗАГРУЗИТЬ



**Uber Russia —  
заказ такси**

Куда дешевле

ЗАГРУЗИТЬ



**Везёт —  
заказ такси**

Вызов такси через прило...

ЗАГРУЗИТЬ



**Ситимобил: Такси  
и самокаты**

City-Mobil

ЗАГРУЗИТЬ



[More information  
here](#)



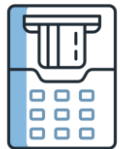




## Finance and currency exchange



Currency in USD or EUR can be exchanged for rubles at airports or exchange offices in the city.



Choose the official [exchange offices](#).



Check which banks in your country can make transfers to Russian banks.



## Plan your expenses



### Notarised copy of your passport

Average cost 1,500 rub. – **get it in Russia**



### Visa extension

Set aside 1,600 rubles for the visa renewal procedure



### Mandatory procedures for foreigners

Set aside 7,000 rubles for medical examination and fingerprinting procedures



### Medical insurance policy

from 4,000 rub.



### Cash

Bring cash (\$ or €) for at least 3 months of living in Moscow



## Plan your expenses



### Grocery basket

Average 15,000-20,000 rub./month



### Lunch in the HSE

Set lunch – 180 rubles.  
A cup of coffee – 120 rub.



### Transport

Metro fares via the social card is 435 rub./month.



### Telephone and internet

The average cost is 300 - 1000 rub./month.



### Residence

HSE dormitories – up to 1,700 rub./month.  
Alternative housing – from 10,000 rub./month.



### Entertainment

Concert ticket – 2,000 rub.  
Ticket to Tretyakovskaya Gallery - 300 rub.



## Nearby shops

### Affordable prices



### Premium



### Delivery services



Delivery  
Club



### Vegetarian, vegan products



ДЖАГАННАТ

ВКУСВИЛЛ



# Phone services and the Internet

1

## Choose your operator and tariff

- [MTS](#)
- [Beeline](#)
- [MegaFon](#)
- [Tele2](#)
- [Yota](#)
- [Tinkoff Mobile](#)

2

## Visit a mobile phone shop or order a SIM card online

Don't forget your passport and  
notarized passport translation!

3

## Check your access to the network

- In the University buildings
- In the dormitories

## Cost

from 350 to 1.000 rub./month

## Wifi: HSE.Guest

login: hseguest  
password: hsepassword



Support and Career Centre for  
International Students and Alumni

Orientation session - 2023

Information current as  
of 25.08.2023

## Events of Moscow

- [Yandex Afisha](#)
- [KudaGo](#)
- [Culture.ru](#)
- [Afisha.ru](#)
- [Kassir.ru](#)
- [www.mos.ru](#)
- [MTS Live](#)





Support and Career Centre for International Students and Alumni

Orientation session - 2023

Moscow  
2023



# Safety in Moscow



## General recommendations

### 1 Always have the original documents with you:

- passport
- migration card
- migration registration
- dactocard (green plastic card)

### 2 Keep the copies of all the documents

### 3 Save useful contacts to your phone







## Useful contacts

- Unified number of emergency services **112**
- Police **112** or **102**
- Ambulance **112** or **103**
- Support and Career Centre for International Students and Alumni **+7 985 040-13-55**
- Contacts of your embassy/consulate
- Contacts of your insurance company
- HSE Psychological Counseling Center **8 800 250 0433**





## Communication with the police

### Always carry original documents:

- passport
- migration card
- migration registration
- green plastic dactocard

+ photo of a Voluntary medical insurance policy

**Treat with understanding the procedures for checking documents and belongings inspection by police officers.**

**Be polite.**



## Health insurance policy (VMI)



Foreign citizens are required to have valid health insurance for the entire period of their stay in Russia.



You need insurance to get into a dormitory or alternative accommodation.



Send a scan of your VMI policy to the manager of your study office.



[Find your insurance program](#)



## Medical care



### Emergency medical care

Unified emergency number  
112 (free of charge)



### Other medical questions

Your insurance company or  
the paid services department  
of Moscow city polyclinics.



### Medical support in campus

There are first aid stations in HSE  
campuses where you can get first  
aid




## Centre for Psychological Counselling

- 3 free individual consultations are available to students
- Register for a consultation on the CPC website;
- Hotline 8-800-250-0433;
- Chatbot of round-the-clock support in Telegram:  
[@VyshkaPsy24\\_Bot](#)



[More information here](#)





## Fill in the feedback form



[Leave the feedback](#)



# Support and Career Centre for International Students and Alumni Team



**Zhanna Sorokina**  
Director



**Vitaly Sochnov**  
Deputy Director



**Maria Mamonova**  
Manager



**Antonina Kvachuk**  
Manager



**Valeriia Iuzhshina**  
Manager



# Contacts of the Support and Career Centre for International Students and Alumni



Moscow, Pokrovsky blrd 11, off.  
D626




+7 (985) 040-13-55 –  
emergency line



[istudents.support@hse.ru](mailto:istudents.support@hse.ru)



[www.istudents.hse.ru](http://www.istudents.hse.ru)



Follow us on social media







## Subscribe now!

