

How to log into Yandex 360 mail for HSE students

1. To log in to the service, follow the link <https://360.yandex.ru/mail/>.

Click "Войти" (Log in) button in the upper right-hand corner of the screen (Pic. 1).

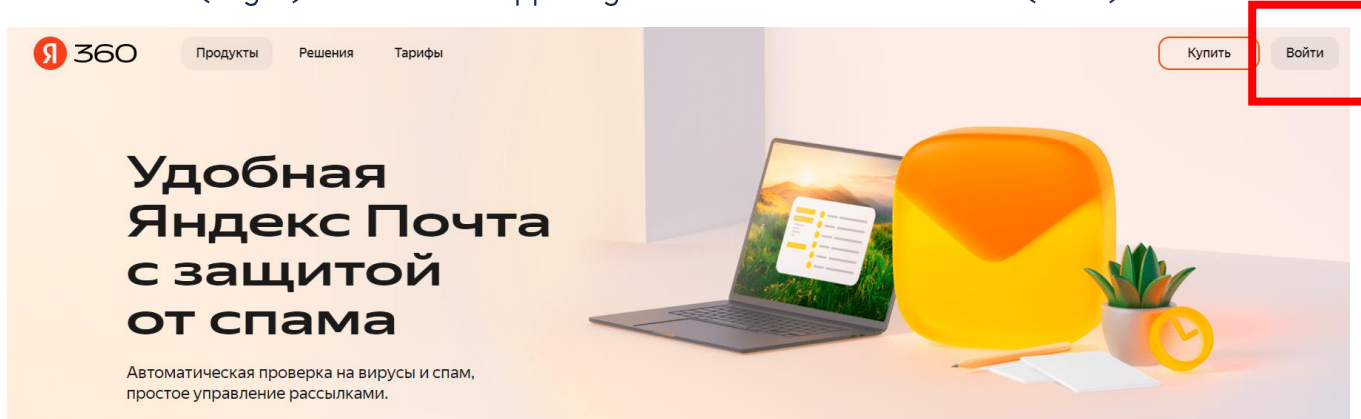


Рис. 1

2. In the "Логин или email" (Enter your ID) field (Pic. 2), enter your corporate email username@edu.hse.ru and click "Войти" (Log in).

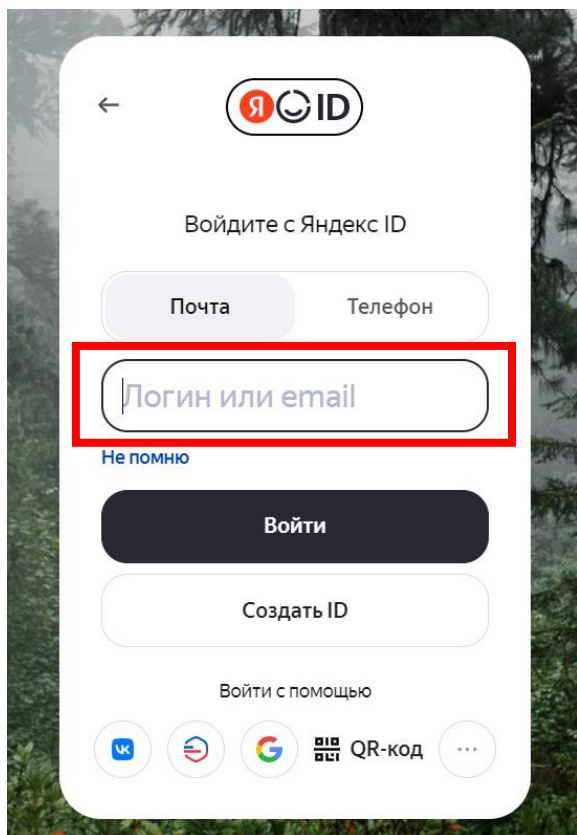
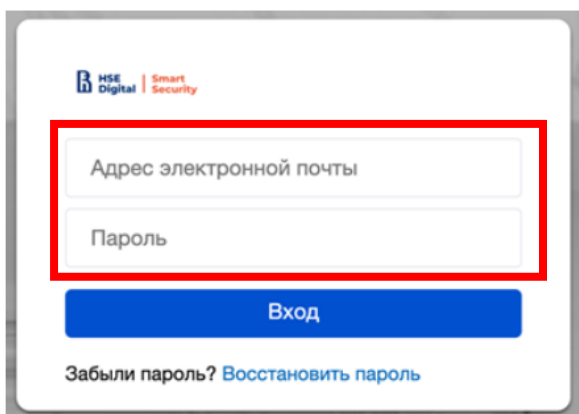


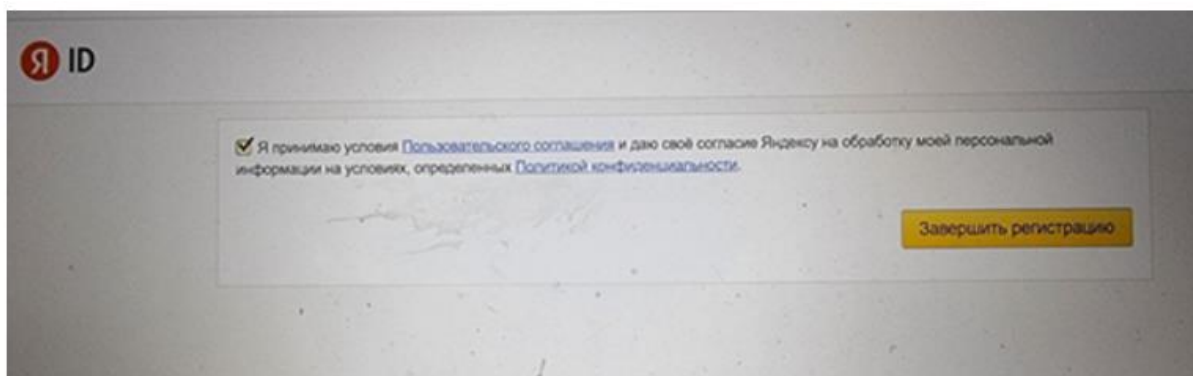
Рис. 2

3. Enter your corporate email username@edu.hse.ru and password and click "Вход" (Enter) (Pic. 3).



Pic. 3

4. When you log in for the first time, you will be asked to read and accept terms of the User Agreement (Pic. 4) by checking the box to the left from the text. Then click "Завершить регистрацию" (Complete registration).



Pic. 4

5. After successful authorization, you will be taken to the Yandex 360 cloud mail client interface. In Yandex 360, email, cloud data storage and video conferencing services are available to you.