


PREPARATION FOR DEPARTURE AND FIRST DAYS IN MOSCOW

HSE UNIVERSITY INTERNATIONAL STUDENT SUPPORT CENTRE
AUGUST 11, 2021 5PM



Topics of the webinar

02



1. ARRIVAL IN RUSSIA



2. PREPARING FOR DEPARTURE



3. ARRIVAL AND FIRST DAYS



OUR TEAM

E-MAIL

istudents.support@hse.ru

WEBSITE

istudents.hse.ru

EMERGENCY LINE

+7(985) 040-13-55



**VITALIY
SOCHNOV**
director



**NAINA
KSENOFONTOVA**
manager


International Admissions Office

Information about entry
requirements

Information about admissions

Applicant's Personal Account

INTER@HSE.RU



International Student Support Centre

Support during the period of
study in Russia in non-
academic matters

ISTUDENTS.SUPPORT@HSE.RU

Arrival in Russia



istudents.hse.ru



Where can I find
the list of "open" countries?

Do I need a PCR-test?

How can I get
a visa invitation?

What about vaccination?

Arrival in Russia

The current list of "open" countries

ivisa.hse.ru



Total amount:
59 countries

What should you do if you are unable to study on-campus?

- 1 Send an Application to Transfer to Distance Learning to the Programme Office's manager
- 2 Correct your own individual curriculum

HSE Academic
Handbook





STEP 1

Receive an invitation and apply for a student visa



STEP 2

Buy a direct flight air-ticket and indicate the date in your HSE Personal Account



STEP 3

Obtain a medical insurance policy and a certificate confirming inoculations issued by a medical institution



STEP 4

Make a notarized translation of the coronavirus vaccination certificate / medical exemption (if applicable)




STEP 5

No earlier than three calendar days prior to your arrival make first PCR-test

Checklist

Information
about Arrival in
Russia




ACCOMMODATION

08

› | –

✓ | ›

✓ | –



THE SERVICE MODEL FOR STUDENT ACCOMMODATION

From 2021, the University switches to a service placement model

HSE DORMITORY

For students admitted to government-funded places, i.e. 100% scholarships

ALTERNATIVE RENTED OPTIONS

A special service is available that allows you to choose the best housing option

Dormitory

1

Read the procedures for check-in and residence at HSE University's dormitories

2

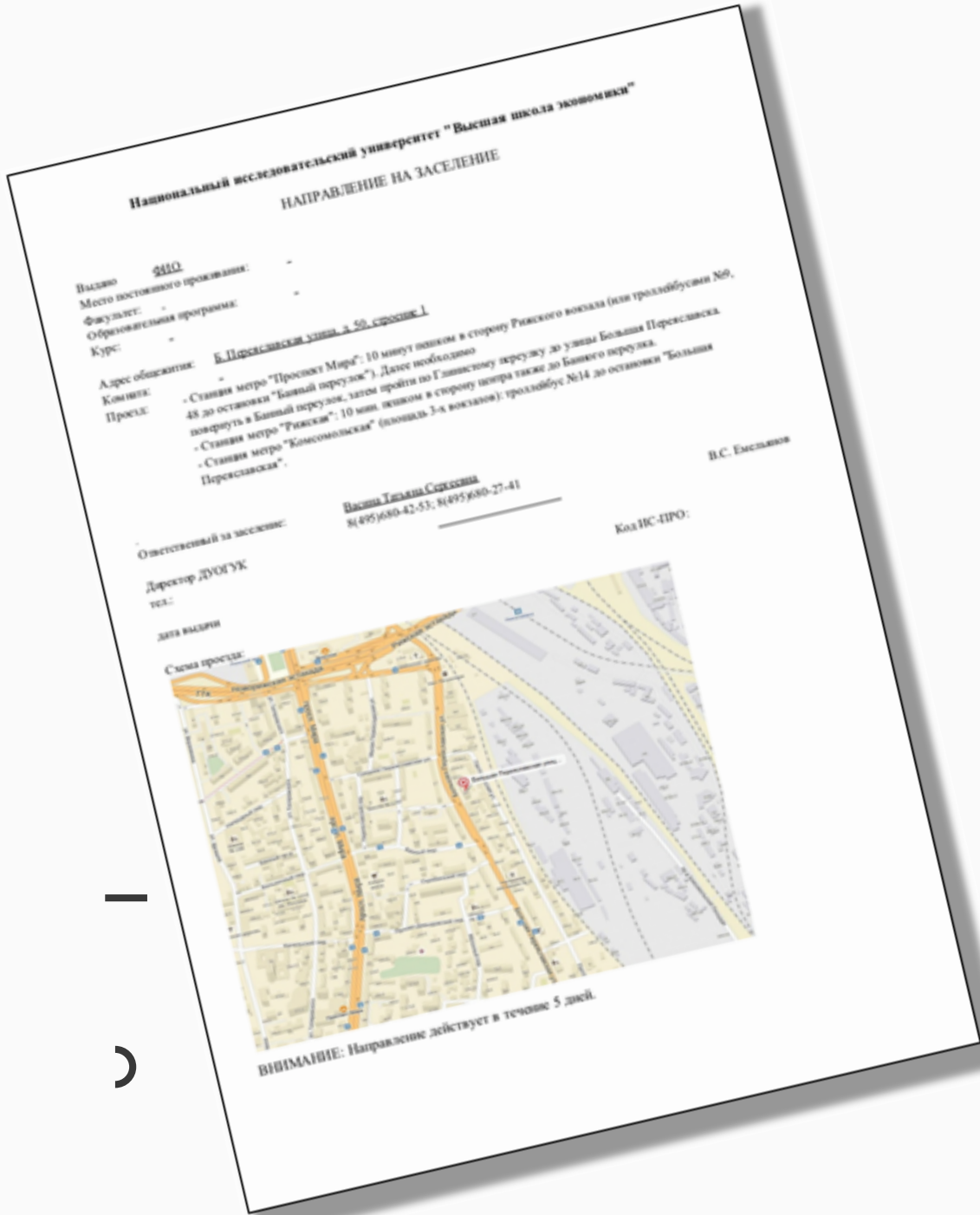
Receive an accommodation referral (valid for a limited period, the check-in deadline is indicated on the document)

3

If you have difficulties with checking-in please contact at zaselenie@hse.ru



Dormitory check-in procedure



STEP 1

Indicate in the applicant's account if you who require a dorm room

STEP 2

Prepare all the necessary documents

STEP 3

Print out the referral to the dormitory

ALTERNATIVE RENTED OPTIONS



1

Wait for the receipt of the accommodation agreement and receipt of payment.
Conclude an agreement and make payment.

2

Read Rules for Residing and the Procedure of Accommodation


3

Check in within the specified time frame

What documents are required for check-in?




Printed
Accommodation
Referral or
Agreement



Passport
(+ copy) or ID
(+ copy)



Migration Card



Medical
Documents



- **Certificate with a list of vaccinations** or a copy of a vaccination certificate;
- **Health certificate** bought before entry to Russia;
- Two negative test results for Covid-19 by PCR.

Medical documents

CERTIFICATE WITH A LIST OF VACCINATIONS


Certificates must be issued by a medical institution in a free format with information about the inoculations had, as well as the dates and types of vaccination. Please remember that the certificate should state that you have been vaccinated **against measles**.

HEALTH CERTIFICATE

Prior to arriving in Russia, international students must obtain a medical insurance policy, which should cover both a medical check-up and testing for COVID-19 with the application of the PCR method. A list of medical insurance programmes and descriptions of the procedures for online purchase can be found at:
<https://www.hse.ru/medical/ins>



PCR-test




FIRST TEST

no earlier than three
calendar days prior to
your arrival

SECOND TEST

within 72 hours after
entry into
the country




PCR express-test centers:

Sheremetyevo (SVO),.

Domodedovo (DME),.

Vnukovo (VKO),. airports.



Vaccination against COVID-19

In Russian or
in English

YOU WERE VACCINATED AGAINST COVID-19 IN YOUR COUNTRY


YOU HAD A COVID IN THE LAST SIX MONTHS

HAVE AN OFFICIAL MEDICAL EXEMPTION FROM VACCINATION

YOU ARE UNDER THE AGE OF 18



About vaccination



Register for vaccination



HSE Academic Handbook



Crossing the Border

«Б» (Выезд/Departure)
Российская Федерация/
Russian Federation
Миграционная карта
Migration card

Серия/
Serial
№ 46 19
1111111

Фамилия/Surname
(Family name) С И Н
Имя/Given name (s) С И Н Г Х

Отчество/Patronymic
Дата рождения/Date of birth
День/Day 01
Месяц/month 09
Год/Year 1994
Пол/sex Муж/male ☒ Жен/Female ☐
Гражданство/Nationality Индия

Документ, удостоверяющий личность/passport or other ID
A 01111111
Номер визы/Visa number: ДЛ1316225

Цель визита/
Purpose of travel (to be indicated):
Служебный/Official, Туризм/Tourism, Коммерческий/Business, Учёба/Education, Работу/Employment, Частный/Private, Транзит/Transit
Сведения о приглашающей стороне (наименование юридического лица, фамилия, имя (отчество) физического лица), населенный пункт/ Name of host person or company, locality: НИУ ВШЭ

Срок пребывания/Period of stay: С/From: 01.09.2019 До/To: 29.11.2019
Подпись/Signature

Въезд в Российскую Федерацию/
Республику Беларусь/
Date of arrival in the Russian Federation/
Republic of Belarus
Въезд в Российскую Федерацию/
Республику Беларусь/
Date of arrival in the Russian Federation/
Republic of Belarus
РОССИЯ КПП 304
01.09.2019 8 >
ДОМОДЕЛОВО 304

1

Receive a migration card at the border control

2

Please check the purpose of visit (should be “учёба/Education”)

3

Before leaving the border crossing point, carefully check the accuracy of the information input to your migration card

BUDDY Programme

When you know your
exact arrival date,
please contact:

buddy@hsemsk.esnrussia.org

You meet your buddy upon
your arrival or can request
their help any time
throughout your stay

*Buddy will meet you at the
Aeroexpress station
(not at the airport!)*



GETTING AROUND MOSCOW

18

GETTING TO YOUR PLACE OF RESIDENCE FROM THE AIRPORT

by AEROEXPRESS



~ RUB 400

by BUS



RUB 57-180

Sheremetyevo (SVO) Airport –
'Rechnoy Vokzal' Metro Station

**Nº948 OR
Nº817**

Domodedovo (DME) Airport –
'Domodedovskaya' Metro station

Nº405

Vnukovo (VKO) Airport –
'Yugo-Zapadnaya' Metro Station

Nº611

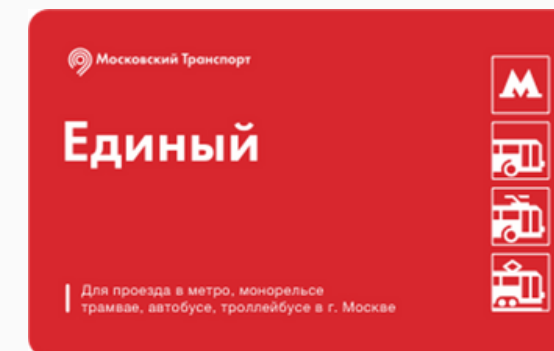
GETTING AROUND MOSCOW

GETTING TO YOUR PLACE OF RESIDENCE FROM THE AIRPORT

by METRO



RUB 42
+RUB 50



RUB 60

Yandex.Maps



GETTING AROUND MOSCOW

GETTING TO YOUR PLACE OF RESIDENCE FROM THE AIRPORT


20

by Taxi




~ RUB1500

Yandex.Taxi



CityMobil



Uber




Mobile communication



In order to buy a SIM card, you will need to present your passport

Approximate communication cost per month = RUB.500

You may purchase a SIM card in brand stores of major telecom providers or any mobile phone store



CURRENCY EXCHANGE



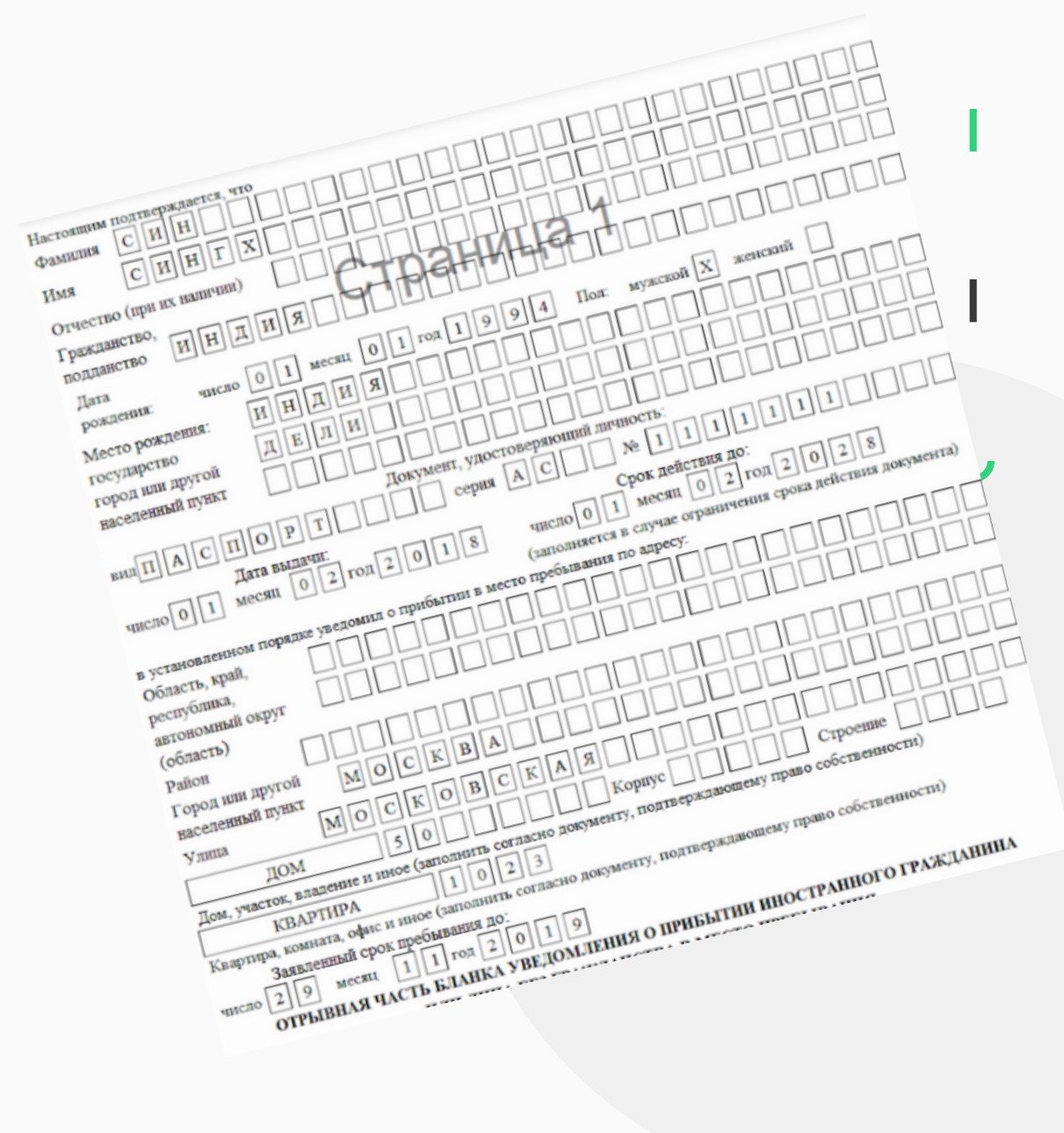
Not all stores or businesses may accept foreign cards

In every HSE building, you will find an ATM where you can withdraw cash

We advise using currency exchange points at popular Russian banks

Applying for a Registration

READ MORE:



WHY DO I NEED REGISTRATION?

Every foreign citizen is obliged to get registered at his/her actual place of residence

DORMITORY/ALTERNATIVE RENTED OPTION

on the first working day after your arrival please visit passport officer

RENTED APARTMENT

ask your landlord to help you get registered at the local migration office of the Russian Ministry of Internal Affairs (MVD)

ORIENTATION AT HSE UNIVERSITY

Orientation for international
students (August 24)



Meet the staff and
students of the
university

You will learn about
life at the University
and non-academic life
in Moscow

You will be able to pose
questions to University
administrators



ORIENTATION AT HSE UNIVERSITY

PROGRAMME OFFICE
INDUCTION MEETING
(end of August)




You will meet
Faculty's and
Programme Office's
staff

You will learn about
the academic process

You will receive your
student ID card, log-ins
and passwords for your
corporate e-mail and
LMS accounts

ORIENTATION AT HSE UNIVERSITY

Welcome Week
(13- 19 September)



Ways to adapt to the
new learning
environment



How to work
throughout the school
year?

How to take care
about your mental
health?

ORIENTATION AT HSE UNIVERSITY

HEALTH AND SAFETY COURSE

(from the beginning of September until
the end of October)



This core course is
obligatory for all first-
year students

Online course

Opportunity to
choose homework

If there are any questions left



E-MAIL

istudents.support@hse.ru

WEBSITE

istudents.hse.ru

EMERGENCY LINE

+7(985) 040-13-55



FOLLOW US: @HSE.ISS

