


# Instruction on how to access the Russian as a Foreign Language Placement Test in LMS

1. Go to [lms.hse.ru](https://lms.hse.ru)

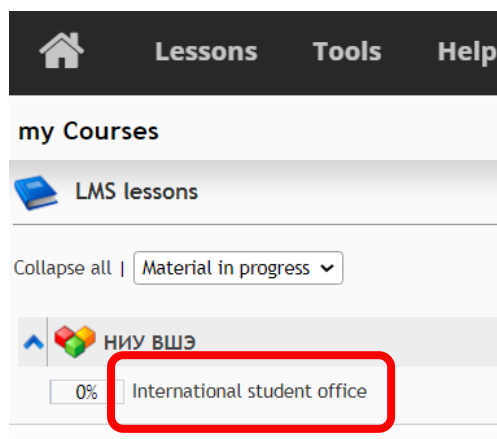
and

log in using your HSE email address as a login and your HSE email password.

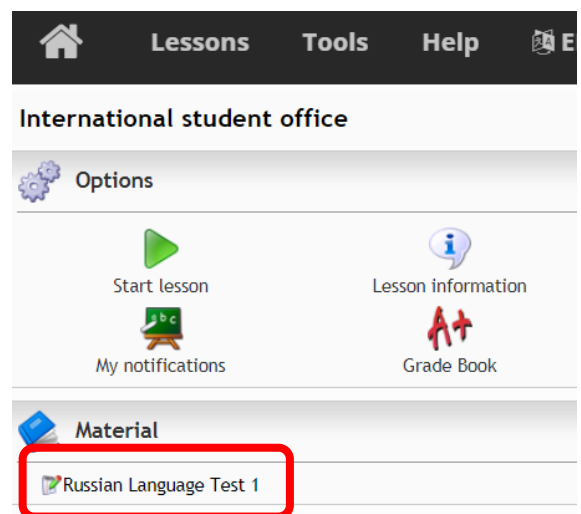
2. Go to 'My Courses'.



3. Click 'International student office'.



4. Click 'Russian Language Test 1'.



5. Click 'Proceed to test' and take the test. The HSE Russian Language Centre will check it and get back to you by email with group options.

