



Support and Career Centre for International
Students and Alumni

Department of
Internationalisation

Moscow
2025

PREPARING FOR THE ARRIVAL AND AN OVERVIEW OF THE FIRST DAYS



Contents

Before arrival

[Getting an invitation](#)

[Accommodation options](#)

[Buddy program](#)

[Medical certificates](#)

[Financial planning](#)

[New entry rules](#)

[Guidelines for
entry](#)

Upon arrival

[Entering Russia](#)

[Migration registration](#)

[Insurance](#)

[Phone services and the internet](#)

[Moscow transport](#)

[Finance and currency exchange](#)

[Announcement of activities](#)

[Checklist to prepare for arrival](#)





Support and Career Centre for International
Students and Alumni

Webinar «Preparing for the arrival
and an overview of the first days»

Moscow
2025

PREPARATION FOR ARRIVAL



Invitation processing

Visa-free entry for study by citizens:

- Azerbaijan
- Armenia
- Belarus
- Kazakhstan
- Kyrgyzstan
- Georgia
- Moldova
- Southern Ossetia
- Tajikistan
- Ukraine
- Uzbekistan



1. Citizens of all other countries are required to apply for a **study visa** before coming to Russia.
2. Make sure your passport is valid for at least 18 months from your planned date of entry into Russia.
3. If you have Russian citizenship you have to enter the Russian Federation using a Russian passport; other options are a violation of migration legislation.

МВД России

Электронное приглашение на въезд в Российскую Федерацию
Electronic invitation to enter the Russian Federation

Номер приглашения
Invitation number 777777 2Y11111111 Орган, оформивший приглашение
Invitation issuing authority МВД 1111

Дата и место рождения Date and place of birth	01.01.1994 ИНДИЯ, ДЕЛИ		Пол Sex	МУЖ	
Гражданство Nationality	ИНДИЯ				
Документ, удостоверяющий личность / Passport or other ID					
Номер Number		Дата выдачи Date of issue	01.08.2021		
Категория и вид визы Category and type of visa	ОБЫКНОВЕННАЯ УЧЕБНАЯ [ОУ]		Кратность визы Number of entries	ОДНОКРАТНАЯ [О]	
Въезд с Entry from	01.09.2021	Препровождение по Stay until	29.11.2021	На срок (дней) Duration of stay (days)	0090
Место получения визы Place of visa issuance	ИНДИЯ, ДЕЛИ				
Цель поездки Purpose of entry	УЧЕБА				
Приглашающая сторона Invited by	НИУ ВШЭ, 101000, Г. МОСКВА, УЛ. МЯСНИЦКАЯ, Д. 20				

777777 2Y11111111



On-campus enrollment

Will be conducted in person from August 25, 2025.

- Get registered by filling out the "Arrival to the Admissions Office" section in your personal account
- On the specified date and time, come to HSE at Pokrovsky Bulvar, building 10, with all required documents
- Have your documents checked and verified, sign the acknowledgment form of Rules for Visa and Migration Support for International Students
- Your admission order will be processed, with dorm check-in possible the same day





Accommodation options in Moscow

HSE dormitories

- For full-scholarship students;
- Migration registration is included.

Alternative accommodation of HSE

- For all categories of students;
- Migration registration is included.

Searching and self-renting of a flat/room

- For all categories of students;
- Make sure that your landlord is ready to provide you a migration registration.





Housing in the dormitory

- 1 Complete the in-person enrollment procedure and receive your housing referral after August 25, 2025
- 2 Prepare obligatory documents for checking in:
 - Passport + its copy
 - Copy of entry visa (if required)
 - Migration card + its copy
 - Medical documents (*more details on next slides*)
 - Printed housing referral (valid for 10 days only!)
 - Previous registration, if you had resided in Russia before
- ! Selection of the dormitory is not available – the system automatically assigns accommodations based on current housing capacity
- ? If you don't manage to settle in on time, write to zaselenie@hse.ru

moving in
starting





Living in alternative accommodation from HSE

1

Check out accommodation options:

- Residential complex «Level Amurskaya»
- Student housing Centre, Student community «Comfort on Varshavka»
- Hotels: «Sevastopol», «Cosmos», «Vals», «Azimut», «Vertical Boutique»
- Apart hotels of the «YE'S» chain
- «Myakinino» Campus

2

Pay for your education contract

3

Book a place via Resident's Personal Account ([instruction](#))

4

Prepare obligatory documents for checking in:

- Passport + its copy
- Copy of entry visa (if required)
- Migration card + its copy
- Medical documents (*more details on next slides*)
- Previous registration, if you have resided in Russia before



For all booking enquiries, please contact
sho@hse.ru

Student Housing Office



Medical documents required for check-in to an HSE dormitory / alternative housing (prepare before departure)

1. The reference in the form 086/y or reference in the form of [Appendix № 8 to the “Rules of residence”](#);
2. Certificate of preventive immunization or a certificate of vaccination in any form ([with mandatory measles vaccination record](#));
3. Health insurance policy, covering the entire period of stay in Russia (VMI policy) or MHI policy

All medical documents must:

- issued by licensed medical facilities;
- certified with doctor's official seal and signature;
- include notarized Russian translation for foreign-language documents



Searching and self-renting of a flat/room

1

Look for housing only on trusted websites, for example, [CIAN](#), [Yandex.Realty](#), [Locals](#), [Etazhi](#)

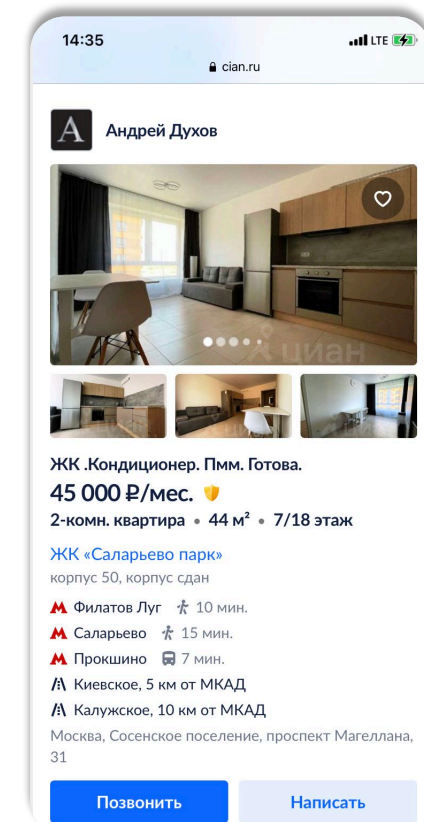
2

Beware of fraudsters! Never make a payment and/or a deposit before you arrive in Russia and sign an agreement

3

Make sure that your landlord is ready to provide you a [migration registration](#), discuss in advance the rental period, costs, etc.

HSE University [may not](#) provide migration registration services for students who reside in rental housing, as this is the obligation of an apartment's owner





Plan your expenses



Notarised copy of your passport

Average cost 1,500 rub. (~18\$) – **get it in Russia
or in Russian Consulate**



Visa extension

Set aside 2,000 rub. (~25\$) for the visa renewal
procedure



Mandatory procedures for foreigners

Set aside 7,000 rub. (85\$) for medical examination and
fingerprinting procedures



Medical insurance policy

from 4,000 rub. (50\$)



Cash

Bring cash (\$ or €) for at least 3 months of
living in Moscow



Plan your expenses



Grocery basket

Average 15,000-25,000 rub./month (200-300\$)



Lunch in HSE University

Set lunch – 230 rub. (~3\$)

A cup of coffee – 120 rub. (~2\$)



Transport

Metro fares via the social card is 595 rub./month (~7\$)



Telephone and internet

The average cost is 500 - 1500 rub./month (from 6\$)

Plan your roaming expenses!



Accommodation

HSE dormitories – up to 2,000 rub./month (25\$)

Alternative housing – from 10,400 rub./month (~120\$)

Rental housing – from 35,000 rub./month for a 1-room apartment (370\$)



Warm clothing

Winter/transitional jacket from 5,000 rub. (~65\$)

Winter boots – from 5,000 rub.



Get a Buddy (volunteer student)

- 1 Determine the exact date of your arrival in Moscow
- 2 [Apply for a buddy](#), giving more details about yourself, your interests, hobbies
- ? For questions about getting a buddy, contact buddy@hse.ru

* Submitting an application does not mean that buddy is automatically assigned. Wait for the confirmation!

What you can ask for:

- Meet at the exit of the terminal [«Aeroexpress»](#) (not in the airport)
- Accompany to the dormitory and help with settling in
- Accompany to the bank office, cell phone shop, polyclinic for medical examination.
- Advice on interesting places and activities in the city, etc.

What you cannot ask for:

- Help at night (9 p.m. to 8 a.m.)
- Become your permanent personal assistant
- Provide financial or other material support



!! Guidelines for entry

- Schedule your flight arrival for weekdays during daytime hours.
- Consider purchasing a return ticket either refundable or with an open date.
- Prepare carefully to your visa interview: make sure you know your program and purpose of studies.
- Carry your Certificate of Admission (for quota students) or Education Services Contract with you.





Moscow transport

How to get from the airport to Moscow



[Sheremetyevo](#)



[Domodedovo](#)



[Vnukovo](#)



[Zhukovsky](#)



[Troika card](#)



[Metro](#)



[Ground transport](#)



[Taxi](#)

* Only use [official taxi services](#). In this case, the carrier guarantees safety and quality of services. Private or unofficial car services may be unsafe!

Public transport





Support and Career Centre for International
Students and Alumni

Webinar «Preparing for the arrival
and an overview of the first days»

Moscow
2025

ARRIVAL AND OVERVIEW OF THE FIRST DAYS



«Б» (Выезд/departure)	
Российская Федерация/ Russian Federation	
Республика Беларусь Republic of Belarus	
Миграционная карта Migration card	Серия/ Serial № 46 19 1111111
Фамилия/Surname (Family name)	И В А Н О В
Имя/Given name (s)	П Ё Т Р
Отчество/Patronymic	В А С И Л Ь Е В И Ч
Дата рождения/Date of birth	Пол/sex Муж./male <input checked="" type="checkbox"/> Жен./Female <input type="checkbox"/>
День/ Day	Месяц/ month
Год/ Year	Гражданство/Nationality
0 1 0 1 1 9 9 4	К А З А Х С Т А Н
Документ, удостоверяющий личность/passport or other ID	Номер визы/Visa number:
A Q 1 1 1 1 1 1	
Цель визита (нужное подчеркнуть) Purpose of travel (to be underlined): Служебный/ Official, Туризм/Tourism, Коммерческий/ Business, <u>Учёба/Education</u> , Работа/Employment, Частный/Private, Транзит/Transit	Сведения о приглашающей стороне (наименование юридического лица, фамилия, имя (отчество) физического лица), населенный пункт/ Name of host person or company, locality: НИУ ВШЭ
Срок пребывания/Duration of stay: С/From: 01.09.2019 До/To: 29.11.2019	Подпись/Signature
Служебные отметки/for official use only	
Въезд в Российскую Федерацию/ Республику Беларусь/ Date of arrival in the Russian Federation/ Republic of Belarus	Въезд в Российскую Федерацию/ Республику Беларусь/ Date of arrival in the Russian Federation/ Republic of Belarus
<div>304 РОССИЯ КПП 304 01.09.2019 8 > 304 ДОМОДЕДОВО 304</div>	

The purpose of the visit is
«**STUDY**» only

Entering Russia and crossing the border

1 Get your migration card at the border control and check carefully that the data you have entered is correct (**Belarusians don't need a card**). If you find errors, ask the officer to reissue your migration card.

- For air travel, get a completed card at border control;
- If crossing the border by land – fill it in yourself.

! If you transit through Belarus, remember to ask the border guards for a migration card when you enter Belarus.

! Enter Russia using a passport (not an ID)

[Detailed entry procedure](#)





Migration registration

I will be staying in a
dormitory or hotel



I will rent a flat or a
room



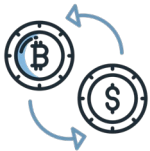
For more information, visit the page of the [Visa and Registration Center](#)



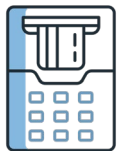
Finance and currency exchange



Take cash for at least 3-month stay in Russia.



Currency in USD or EUR can be exchanged for rubles at airports or exchange offices in the city.



Choose the official [exchange offices](#) or banks.

If you wish you can apply for a Russian bank card (Sber, VTB, Alfa Bank, T-Bank).



Check which banks in your country can make transfers to Russian banks.




Mobile communication

Starting from January 1, 2025, new SIM card regulations introduce specific rules for selling SIM cards to foreign citizens.

Purchasing a SIM card will require the following documents and information:

- Passport
- Notarized copy of the passport
- SNILS
- Verified Gosuslugi account
- Biometrics
- Email address
- IMEI number



Before entering Russia, make sure your roaming is activated and you have enough balance for international calls!



Mobile communications and the Internet

1

Choose your operator and tariff

- [MTS](#)
- [Beeline](#)
- [MegaFon](#)
- [Tele2](#)
- [Yota](#)
- [T-mobile](#)

2

Prepare required documents and data and visit a mobile operator store to purchase a SIM card.

3

Check your access to the network

- In the University buildings
- In the dormitories

Cost

from 500 to 1500 rub./month
(from 6\$)

Wifi: HSE.Guest

login: hseguest
password: hsepassword



Health insurance policy



Foreign citizens are required to have valid health insurance for the entire period of their stay in Russia.



You need insurance to enter Russia and get into a dormitory or alternative accommodation. If you have MIC policy you don't need to get VMI policy.



Take care of your health in advance - insurance makes it possible to go to a medical institution in Russia and **allows you to obtain official sick leave documents**. You can use these documents as proof for missing exams or classes.

**Choose an
insurance
program**





*Information about RVPO/residence permit obtained in other regions of the Russian Federation

- If you have a temporary residence permit (RVP) / temporary residence permit for education (RVPO) issued in another region of Russia you will need to change the region to Moscow. Violation of this rule threatens administrative responsibility up to cancellation of the residence permit and expulsion of the foreigner from the country.
- If you have a residence permit (VNZh) issued in another region of Russia, you can study in Moscow. In this case you will need to get a migration registration in Moscow.





Checklist to prepare for arrival

Step 1: Planning your arrival ⌵

Step 2: Obtaining a Russian visa (Only for citizens of countries who require a Russian visa to enter Russia) ⌵

Step 3: Accommodation in Russia ⌵

Step 4: Medical insurance and certificates ⌵

Step 5: Financial expenses ⌵

Step 6: Arrival ⌵

Step 7: Contacts ⌵

Step 8: What to bring ⌵

[Open a check-list](#)





Orientation activities (obligatory to participate)

**27
Aug**

- **Orientation session**
- Presentations of student clubs
- Pokrovka Campus Tour

**29
Aug**

- **«Cultural shock» seminar**
- Library tour
- Tour around Moscow





Contacts of HSE Support and Career Centre for International Students and Alumni



Moscow, Pokrovsky bulvar 11, off. D626



+7 (495) 772 95 90 (ext. 27661)



istudents.support@hse.ru



www.istudents.hse.ru



https://t.me/istudents_hse



<https://youtube.com/@hseinternationalstudentsupport?si=ANg-07tdfuPIfKgT>



https://t.me/hseinternational_bot



Contacts of HSE Visa and Registration Centre



Moscow, Pokrovsky Bulvar 11, room D006

Call for documents: Student Service Centre,
2:00 - 6:00 p.m. (Pokrovsky Bulvar 11, entrance № 5)



+7 (495) 772 95 90 (ext. 27687)



Visa-registration@hse.ru



www.ivisa.hse.ru



<https://t.me/hsevisaregistration>

